

[Video on the power of The BEAUTY WAND =](#)

<http://www.youtube.com/watch?v=A1eMZ3koKAc>

THE BEAUTY WAND



The "Beauty Wand" is a scientific breakthrough of quantum mechanics made basically from a combination of embedded and fused crystallized minerals that generate resonance using nano fusion patented technology. The outer part of the beauty wand is made of stainless steel.

This magnificent tool is capable of generating a **quantum energy field** that optimizes the cellular physiology and reminds the body of its endemic and

thus natural ability to heal itself. Its effect in the molecular structure of water results in harmonization, which generates an energetic signature tune with our body, this is, sets an **integral harmonic state of wellness and wellbeing**.

Experience the innumerable benefits of the Beauty Wand yourself

- ✓ A younger appearance and diminishing expression lines.
- ✓ Allows the **cellular** regeneration of tissues and organs.
- ✓ Improves metabolism and increases vital energy.
- ✓ Decreases the action of the free radicals and oxidizing agents of our body.
- ✓ Improves digestion and decreases corporal acidity.
- ✓ Significantly decreases physical pain in joints and muscles.
- ✓ Regulates blood sugar levels.
- ✓ Helps normalize and control blood pressure.
- ✓ Reduces the negative effect of caffeine and improves the quality of food.
- ✓ By balancing the Chakras (energetic centers), it rises the organism's vibration.

APPLICATIONS OF THE SPINNING ENERGY USING THE BEAUTY WAND

Disease as such does not exist, what exists is the absence of health, because the 'structure-function' relationship breaks down and thus, disharmonizes and causes interference between the diverse systems of the organism. When a body gets sick

in reality it informs us that there is a lack of communication between the structure and the function. It is here where the body compensates and sends the energy that has dissipated from a cell, tissue, organ and system to another, generating an interference that has an influence in the corporal communication.

The wand introduces spinning energy in the body by making a series of 3 spins in the form of a spiral 4 times each. 4 and 3 sum up 7, the number 7 completes cycles, see table no. 1. This results in harmonization, as is illustrated here next.

There is a numerology that nature uses to maintain harmony among all living systems that integrate it. This numerology is based on the periodic table of the chemical elements that are arranged based on their increasing atomic number, which is defined as the number of protons that are in the nucleus of the atom; this is illustrated in table 1.

Element	Meaning	Implication	Geometry
1. Hydrogen	Unification	Harmony	Dot
2. Helium	Duality	And	Line
3. Lithium	Stability	Trilogy	Triangle
4. Carbon SP ³	Communication	Resonance	Cuadrangle
5. Berilium	Gratitude	Thanks, Grace	Pentagon
6. Carbon	Isomerism	Star of David	Hexagon
7. Nitrogen	Cycle	Completion	Circle
8. Oxygen	Perfection	Infinite	Octagon
9. Halogen	Foundation	Fundamento	Line and circlce
0. Noble Gas	Origin	Beginning	Decimal point

Table 1. Correlation between the Chemical Elements and their meaning according to their atomic number. The decimal numbers are related to particular meanings and implications based on their geometry, and geometry gives symmetry to integrative systems such as the human body and nature itself.

What do the numbers mean?

Number 1

Number 1 represents harmony. Unification has to do with the harmonic integration of a system in which all the components work jointly as a unit. This means that number one represents harmony. It is so, that the atom can be defined as the fundamental unit of matter, the cell as the fundamental unit of life, the family as the fundamental unit of society, just to mention a few examples.

Number 2:

Number 2 represents duality. When nature needs to make a choice, it always chooses both from two options. That is to say, when it chooses it uses the **and** and not the **or**. This indicates that it chooses the up **and** the down, the Ying **and** the Yang, the right **and** the left, inside **and** outside, Health **and** disease, etc. Afterwards, it decides to use both at the same time or one rather than the other, and then it switches. It can be that it decides to use the 100% of one option and the 0% of the other and on another occasion it uses the 20% of one and the 80% of the other. In whatever way it does it, the final result will be the 100%. We can add up the numbers that make 100 and end up with 1, and the one is harmony. Hence, nature always works unifying, thus harmonizing at the same time. When a spin is performed counterclockwise, the person or object to which it is applied to perceives the spin in an opposite direction.

Number 3:

Number 3 represents stability. The triangle is the only geometrical shape that does not change when a force to alter its shape is applied to it. It always stays as a triangle. It is therefore, the most stable geometrical shape. Thus number 3

represents stability. When two people meet, and establish any type of relationship a third component rises from such interaction that is **us**. The **us** brings stability to you and me, because in any relationship, it is not the me or the you it is the you and me unified in the us. This brings us back to duality and harmony. The us is the result of you and me unified.

The cosmos is filled with trilogies. The human body is divided into 3 large planes: Head and Neck, Torso and lower limbs. We have three cavities, the cephalic, the thoracic and the abdominal cavities. Our limbs are made of three components, the arm the forearm and the hands. Our lower limbs are made of the upper thigh, the lower thigh and the feet. The organization and distribution of these regions give stability to the human body.

Number 4:

Number 4 represents communication. The atom of Carbon whose atomic number is 6, hybridizes itself to form a tetrahedron. This gives it the property of establishing a 109.50 angle, and thus it allows it to establish communication among 4 atoms of Hydrogen to form the simplest of all organic molecules: Methane from which alkanes, alkenes, alkynes, alcohols, ketones, aldehydes, and acids are made. These compounds form the basis of Organic Chemistry, the Chemistry of Carbon which is the foundation for the study of Biochemistry, the chemistry of living matter. Biochemistry studies metabolism which is a series of chemical reactions that occur within living systems.

Metabolism involves series of reactions that lead to synthesis or formation of substances, and it is divided into anabolism which means building up and catabolism which means breaking down. That is to say in anabolism small atoms such as Oxygen, Hydrogen and Carbon can build up molecules and form complex polymers such as hormones, complex carbohydrates, complex fats, etc. From there, these can form proteins, enzymes, complex sugars such as glucagon, cellulose, etc.

Catabolism, or the process of breaking down, allows for simple compounds to form from complex precursors. Aminoacids form from breaking down proteins, water and Carbon dioxide form from breaking down carbohydrates in the presence of Oxygen; ions such as hydrogen form from breaking down water.

DNA is made of 2 strands of ribose, a carbodhydrate which is a pentose, a molecule made of 5 atoms of Carbon, 5 atoms of Oxygen and 12 atoms of Hydrogen. Both strands spin in an opposite way towards one another, thus they are complementary chains. These chains do not collapse among themselves because they are separated and linked by 4 nitrogenated bases: Adenine (A), Thiamine (T), Guanine (G) and Cytocine (C). This mechanism is the foundation of cellular communication that results in the way the organism responds to signals from the environment resulting in gene expression. A always binds to T and C always binds to G. These characters are the alphabet of life, as they allow for genetic information to spread generationally.

Number 5:

Number 5 represents gratitude. The human body has bilateral symmetry that is symmetrically dual. So, it can be divided into right and left, one being the mirrow image of the other. When joining our hands, a symbol of grace and gratitude is formed by placing the hands together towards each other. Japanese, Indians, Malays, among others, use this sign to greet each other. Religious art is filled with paintings showing this sign of grace and gratitude. In western society, people greet eachother with a hand shake, where both hands from the opposite side of the body are held, meaning 5 and 5 is 10, 1 and 0 is 1 and thus this is harmony.

Number 6:

Number 6 represents isomerism. The prefix iso means same, and the suffix mer means number or quantity. The combination of both same numbers results in an isomer. In this case 3 and 3 makes 6. Isomerism is distributed evenly in nature. It is manifested in cellular metabolism that occurs as both anabolism and catabolism at the same time in the same individual. The same can be said about the Ying and Yang. Isomersim is therefore an expression of duality where both quantities or entities share the same magnitude.

Number 7:

Number 7 represents cycles. A cycle is completed where it began. There are 7 days in a week, there are 52 weeks in a year (5 and 7 makes 7), there are 7 notes in a musical scale, The human being has 7 chakras, the neutral pH is 7, there are 7 continents in the planet. There are 7 quantic periods in the Periodic Table of Chemical Elements, According to the Bible God created the cosmos in 7 days.

Number 8:

Number 8 represents perfection. When the shape of 8 is drawn horizontally, it forms an international symbol known as infinite. For the infinite to be such, it needs to be perfect, otherwise it is not sustainable. This means, nothing is to be added or taken away from it, as it is perfect and endures the passing of time. Everything is fine just the way it is.

Number 9:

Number 9 represents foundation. It is a structure that allows for systems to build upon them as they are sound and solid. The foundation of human endeavors is based upon experience. Experience being the best teacher as it gives us the test first and then it teaches us the lesson to be learned. The dynamics of building up allows for expansion and growth.


Number 0:

Number 0 represents the beginning. Number zero is the beginning of any endeavour. It is the starting point from where everything grows and shrinks.

0 is the origin, number one precedes and precedes it. As shown in figure 13, when one precedes the zero, the spin of energy needs to flow from the left to the right, giving 10 as a result. On the other hand, when the 1 precedes the zero, the number becomes 01. Therefore, depending on the direction of the spin the numbers will increase and decrease. In this case, there is a 10 fold from zero when zero becomes ten, and another 10 fold down as the zero becomes 0.1 So, there is a 100 fold between 0.1 and 10.



1 0 = 10



0 1 = 0.1

Figure14. Effect of the Energy of the Spin. The arrow shows the direction of spin of energy that results in large and small numerical quantities.

There is a particular way of spinning the beauty wand based on all the above. There need to be three spins four times each.

Why 3 Spins 4 times

There is geometry in nature that is considered sacred. It follows a sequence that allows it to manifest itself as fractal shapes. Thus, Nature expresses itself, with symmetry. There is a sequence of numbers that result in a symmetrical progression. This sequence is based on the series of Fibonacci numbers that form a spiral as is illustrated in figure 15 .

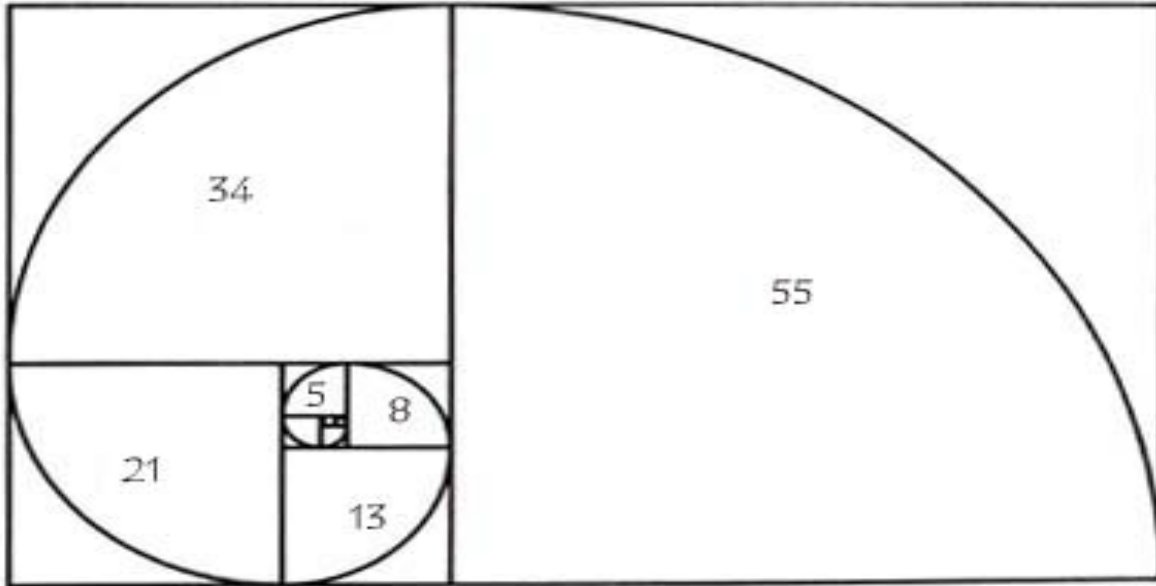


Figure15. Fibonacci Spiral. The spiral is the result of a series of numbers whose sum becomes the next number of the progression and that subtracted results in the number Phi, that is equal to 1.61, which is known as the golden ratio.

When we decompose number 55 in units and sum them up, the result is 10, (as it is read 5 and 5). If we do the same with the 10 the result is 1, and the 1 is harmony. The Fibonacci series begins in the center of the spiral as 0 and 1 which gives 1 as a result. Again, harmony. As it can be appreciated in figure 15, the spiral begins with harmony and ends in harmony once the three spins are completed. Thus it is necessary to perform three spins so that the harmony of the macrocosmos communicates through resonance with the energy of the microcosmos. Namely the energy that is outside of the organism communicates through resonance with the energy that is inside the organism. Hence the saying 'as it is inside it is outside and as it is outside it is inside'. Therefore, when we spin the wand in a spiral form with three spins, we are introducing harmony (55 that makes 1) from the macrocosmos into the microcosmos (0 and 1 that makes 1). As the

harmony from outside must communicate with the harmony from inside, each spiral must be done 4 times, as 4 is the number of communication. Furthermore, when the numbers 3 and 4 are added up, the result is 7, and this completes a cycle.

The Fibonacci series represented in the spiral shown in figure 15 follow these steps:

Step	Fibonacci Sum	Fibonacci Number	Addition	Sum	Meaning
0	0	0	0	0	Begining
1	0 + 1	1	1	1	Harmony
2	1 + 1	2	2	2	Duality
3	2 + 1	3	3	3	Stability
4	3 + 2	5	5	5	Gratitude
5	5 + 3	8	8	8	Perfection
6	8 + 5	13	1 + 3	4	Communication
7	13 + 8	21	2 + 1	3	Stability
8	21 + 13	34	3 + 4	7	Cycle
9	34 + 21	55	5 + 5	1 + 0	Harmony

Table 2a. Fibonacci Series and their meaning. The sequence of numbers shown in this table start with 10 steps that are necessary to start with harmony and end up with harmony. The fact that there are 10 steps is already a precedent. Three clockwise spins are needed to complete the process. When the spins have their effect in the system they have been applied to, the energy enters in a counter clockwise direction. Therefore, the numbers rise from 0 to 55. The spins are shown in the spiral and correspond to the black, the red and the blue colours shown on the table.

Step	Fibonacci Sequence	Fibonacci Sum	Addition	Sum	Meaning
0	55	5 + 5	5 + 5	1	Harmony
1	34	3 + 4	4 + 3	7	Cycle

2	21	2 + 1	1 + 2	3	Stability
3	13	1 + 3	3 + 1	4	Communication
4	8	5 + 3	3 + 5	8	Perfection
5	5	3 + 2	2 + 3	5	Communication
6	3	1 + 2	1 + 2	3	Stability
7	2	1 + 1	1 + 1	2	Duality
8	1	0 + 1	1 + 0	1	Harmony
9	0	0	0	0	End Start

Table 2b. Effect of the direction of the spin. The table shows the effect caused by the clockwise and the counter clockwise spins. They are both complementary and they both end up in harmony. As it can be seen, the Fibonacci sum and the additions are reversed and yet lead to the same result. The sequence begins with 55 and finishes with zero, that is the point where all started. This means the energy is condensing as a consequence of spinning the beauty wand counter clock wise so that it can enter in a clock wise direction in the system. Therefore, the effect of the clock wise spin in the system is that of contraction.

Tables 2a and 2b represent the numerical progression known as the Fibonacci numbers. Leonardo Fibonacci described this sequence back in 1002. This natural progression is found everywhere in nature. For example, It is found in the way leaves organize themselves in the branches of trees. The branches themselves are all following the Fibonacci series. This is known as Phylotaxis. Even more astonishing is the distribution of trees in a forest compared to the distribution of branches in a tree. The distances are proportional and thus the same but in a different scale. The arrangement of the pine needle cones also follows the Fibonacci serie as well as the distribution of petals in flowers, the symmetry in the animal and plant kingdoms, including the structures of the human body; all follow Fibonacci's numbers.

When using the SYMPHONY TREE technology, particularly the beauty wand and the HWE, it is possible to allow for spinning energy to enter the biological system that these products work upon, from the macrocosmos to the microcosmos, namely, from the outside to the

inside of the organism which in turn, harmonizes itself reestablishing communication between the molecular, cellular structure and the function; consequently, the organism is able to repair itself allowing for self healing to take place.

Therefore, spinning energy reminds the organism of its innate capacity and capability to repair itself.

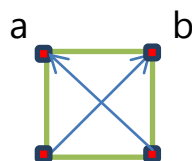
Series of Steps to use the Beauty Wand

1.- CREATE AN ENERGETIC QUANTUM FIELD:

The quantum energetic field is generated with the exchange of energy between 4 components (in this case 4 containers filled with water) through resonance. The containers are placed in the form of a quadrangle. The quadrangle can be a square or a rectangle as long as we take care of aligning the water containers in a parallel form, forming 90° angles. To do this, following steps are to be followed:

Four water containers are placed forming a quadrangle, as described in the last paragraph. Using the beauty wand a series of spins are done (3 spins 4 times as explained before) over two of the 4 recipients. The direction of the spin needs to be clockwise so that the energy received by the container enters counterclockwise. The spin of this energy then resonates with the water container that is diametrically opposite to it and then it receives it clockwise, so that it can resonate in a counterclockwise direction.

This operation is repeated with a second recipient, as long as it is not the one that is diagonally opposed to the one that was energized first. Therefore, only two of the four recipients shall be energized. This process is illustrated in figure 17.



c d

Figure 16. Setting up a Quantum Energy Field. When the clockwise spin is applied to water containers **a** and **b**, they communicate through resonance with recipients **c** and **d**, as shown in figure 17. In doing so, recipient **a** communicates by resonance with recipient **d**, and the recipient **b** communicates in the same way with recipient **c**. Remember, only recipients **a** and **b** are energized using the beauty wand. The recipients **c** and **d** respond automatically by resonance to the effect created by spinning the beauty wand 3 times in a clockwise direction 4 times each in the recipients **a** and **b** as shown in figure 18.

The quantum energetic field is formed with the interaction of the energy vortexes that end up forming a tetrahedral pyramid whose angles are of 109.5° as shown in figure 19. This pyramid is full of spinning energy that can be transferred automatically to any animated or inanimated being that is inside the quantum energetic field. This process is illustrated in figures 17 to 19.

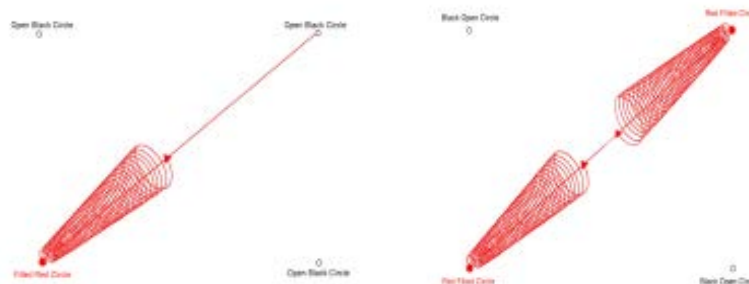


Figure 17. Resonance effect. When one water container is energized by spinning the beauty wand three times in a clockwise direction four

times, the container that is placed diagonally opposite to it, responds by resonance with a counter clockwise spin.

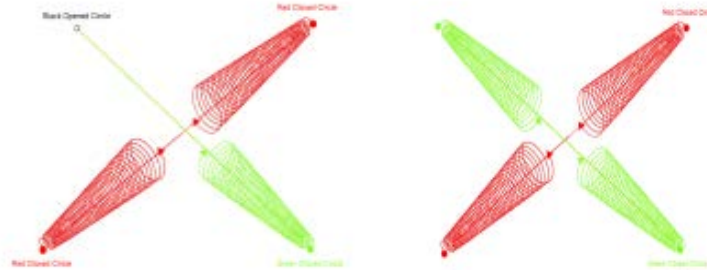


Figure 18. Effect of the spins. The resonance among the 4 water containers allows for the energy to rise, since this is a direct effect of the counter clockwise spin that has established the quantum energy field.

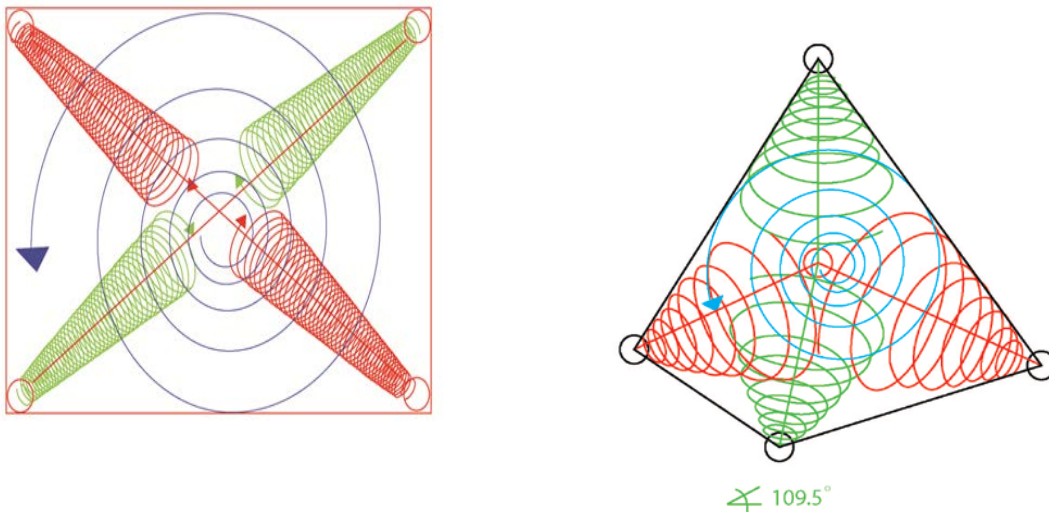
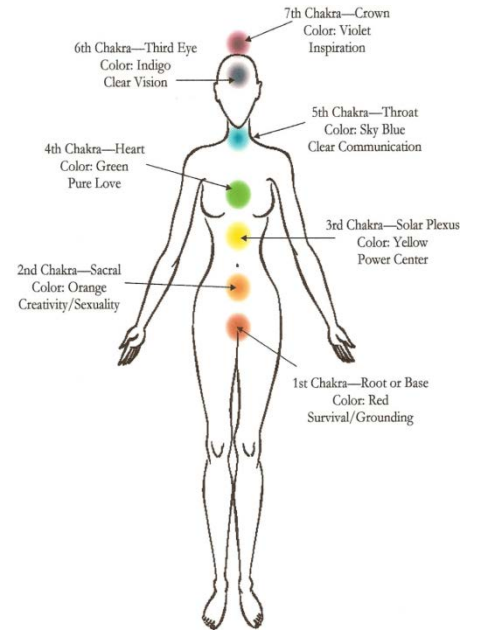


Figure 19. Pyramidal Energy. As the interaction of the spins take place within the quantum energy field, the vortex that is formed rises the entire structure resulting in the formation of a pyramid that is filled with spinning energy.

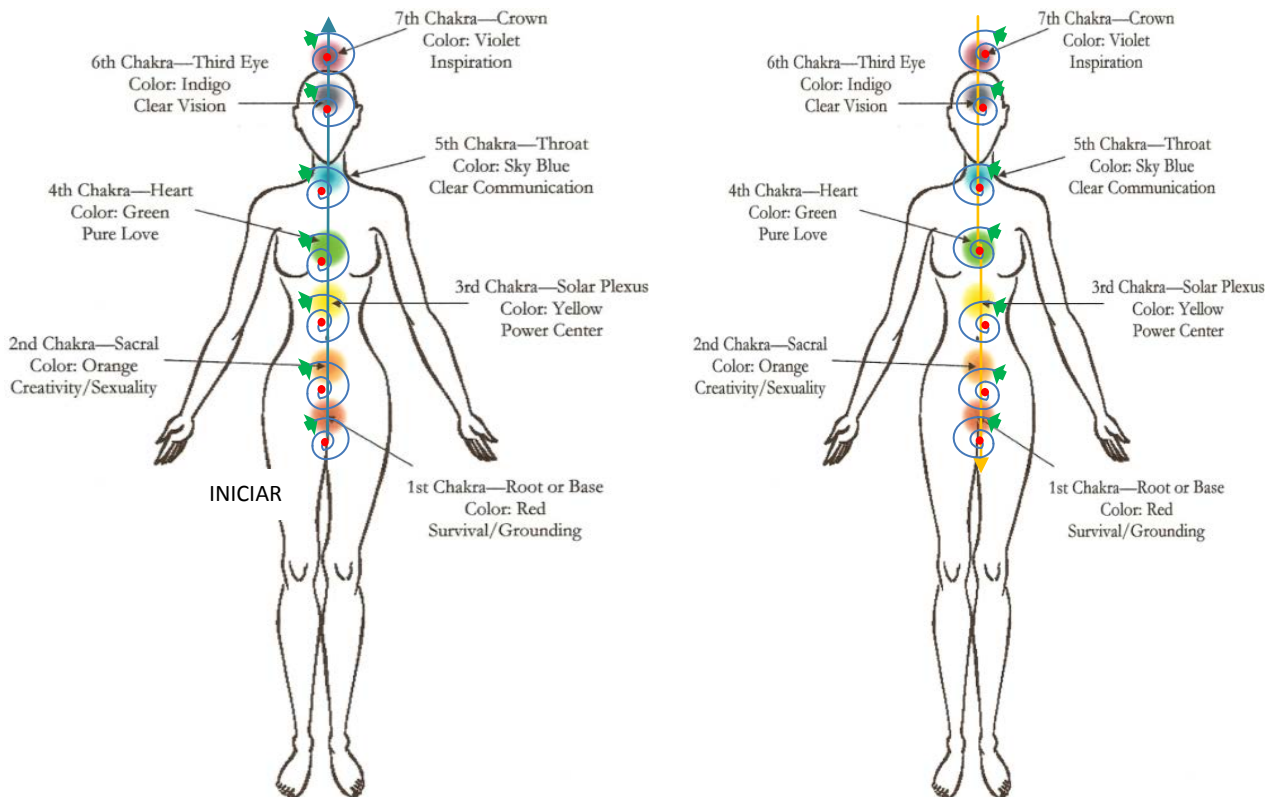
2.- Harmonize the CHAKRAS:

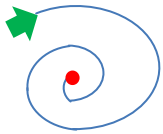
Using the Beauty wand begin from the base Chakra making 3 spins in clockwise direction 4 times; repeat the same on each chakra in an upward way, finishing on the crown. Because we are doing three clockwise spins in a concentric way four times each along the 7 chakras, the total number of spins is 28. Two and eight are ten and 1 plus 0 is 1 which means harmony. Therefore the body harmonizes from bottom to top.



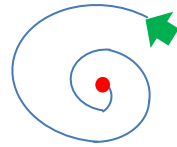
Immediately do the opposite, begin at the crown on a descending way towards the base chakra, this time spinning the wand in a counter clockwise direction as shown in figure 20.

Note.- the speed is important; the faster, the more energy is transferred.





Start spinning 3 X 4 with the beauty wand in a clockwise direction at the base chakra and finish at the crown chakra.



Start spinning 3 x 4 with the beauty wand in a counterclock wise direction starting at the crown chakra and finishing at the base chakra

Figure 20. Spinning the beauty wand along the chakras. The green arrows show the direction of the spin in every chakra. Since there are 7 chakras and each Chackra received the effect of 4 spins, a total of 28 is achieved. When adding 2 and 8 the result is 10 and 1 and 0 is 1 meaning harmony.

3.- Perform the "8's" to decrease physical discomfort and pain.

In order to restore the physical state of wellbeing after pain, a series of number 8 shapes are performed. By doing this, the body will remember that it was created in perfection and it will align to it. Figure 21 shows the way the figure 8's are performed. Each eight needs to be done four times.

It does not matter in which position they are performed

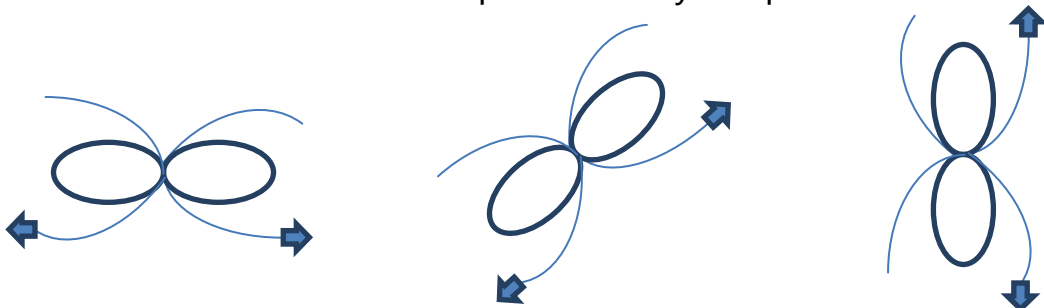


Figure 21. Performing spins in the shape of 8's. When done length ways, the spin is performed using the beauty wand and drawing a shape 8 covering from the base chakra to the crown chakra 4 times. Each section is done 4 times.

Establishing a Quantum Energy Field in the Organism

Five "8's" are done 4 times each as shown in figure 22; what is important is to complete the 4 eights and then finish with a dot like puncture as shown in figure 22.

The objective of doing this is to form a quantum energy field in the body as shown in figure 23.



Figure 22. Figure 8's setting up a Quantum Energy Field. The spins in the shape of 8's allow for the body to restore communication within itself. Every 8 is to be done 4 times using the beauty wand. 8 X 5 means 40 and 4 and 0 is 4 meaning communication.

In this way a quantum energetic field is formed that is equal to the one that is generated using the recipients of water by doing the 3 spins 4 times with the beauty wand. The difference is that this field is formed in the body itself, and furthermore in the area affected by pain or discomfort.

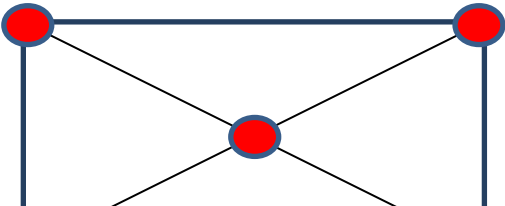


Figure 23. The quantum energy field.

Specific pain:

In case of pain in some part of the body do the necessary spins in clockwise direction directly over the area to be treated, until the discomfort begins to decrease.

THE SPIRALING ENERGY WITH THE WAND IN FOOD AND BEVERAGES

Make 3 spins 4 times in clockwise direction (1) finishing in the point directly over the beverages or food, then 3 spins 4 times counterclockwise (2)



THE SPINNING ENERGY WITH THE WAND TO REGENERATE THE SKIN

- 1- Slide the wand on the skin with upward movements and towards the outside for 15 minutes (you can apply it before your creams or products), to diminish wrinkles, spots, scars, acne, etc.
- 2- Use it frequently and hydrate the skin with energized water using a spraying bottle.